


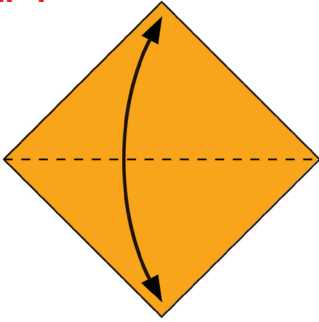
ESPID 2021 ORIGAMI



ESPID
2021

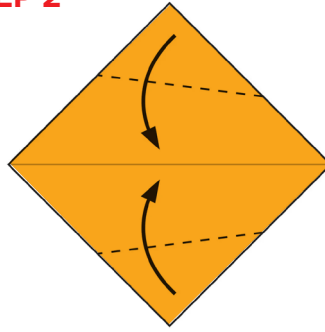
ESPID
2021

STEP 1



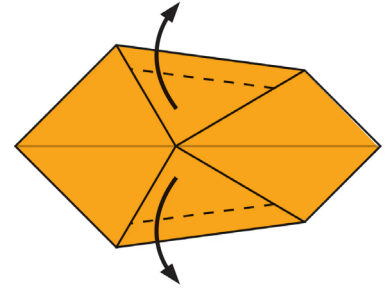
With the coloured side face down, fold the paper in half and then unfold it.

STEP 2



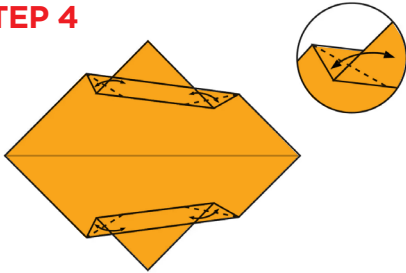
Fold the top and bottom of the paper towards the centre along the dotted lines.

STEP 3



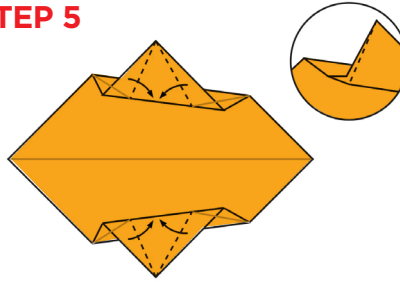
Fold the top layers of paper out along the dotted lines.

STEP 4



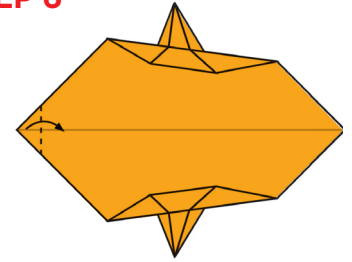
Fold and unfold all the corners along the dotted lines.

STEP 5



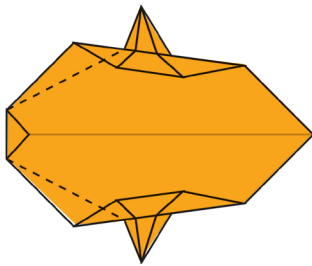
Fold the paper along the dotted lines and make Swivel Folds along the previous creases.

STEP 6



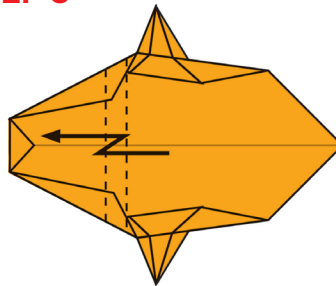
Fold the side of the paper in along the dotted line.

STEP 7



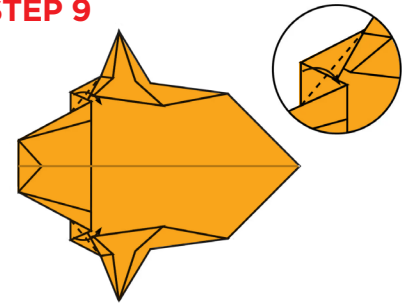
Fold the paper in along the dotted lines.

STEP 8



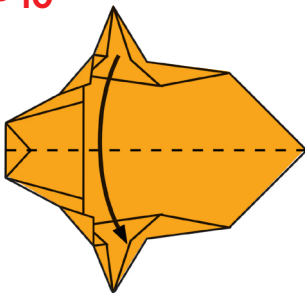
Make a Pleat Fold along the dotted lines.

STEP 9



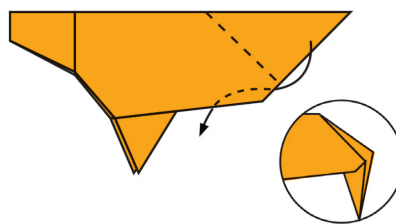
Fold the paper in along the dotted lines.

STEP 10



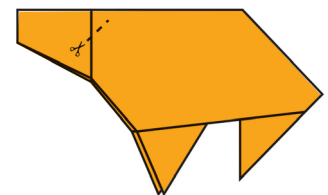
Fold the model in half.

STEP 11



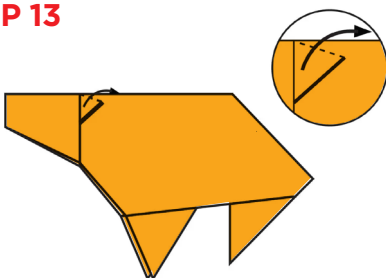
Make an Inside Reverse Fold along the dotted line.

STEP 12




Make a small cut along the dotted line.

STEP 13



Fold up the cut paper to make ears.

STEP 14



The completed cow.

39TH ANNUAL MEETING OF THE

EUROPEAN
SOCIETY FOR
PAEDIATRIC
INFECTIOUS
DISEASES